



JL INDUSTRIES
INCORPORATED

ACADAMY - ALUMINUM **DETAIL AND SUBMITTAL SHEET**

MODEL NUMBER: _____ QUANTITY: _____

DISTRIBUTOR: _____

PROJECT: _____

ARCHITECT: _____

CONTRACTOR: _____

APPROVED BY: _____ DATE: _____

STEP 1 SELECT MODEL NUMBER AND QUANTITY (refer to chart on back for model number)

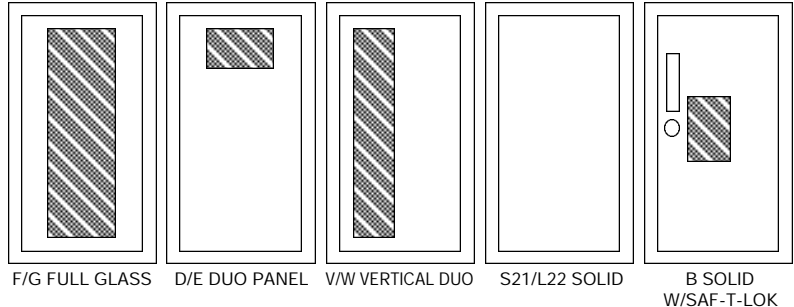
A. Determine Trim Style according to wall depth.

B. Determine Tub I.D. according to size most suited for extinguisher and wall opening.

NOTE: If wall is fire rated, ask for separate Fire-FX™ recessed or semi-recessed cabinet detail and submittal sheet.

STEP 2 SELECT DOOR STYLE ("x" check one box below)

- F FULL GLASS W/PULL HANDLE
- G FULL GLASS W/SAF-T-LOK
- D DUO PANEL W/PULL HANDLE
- E DUO PANEL W/SAF-T-LOK
- V VERTICAL DUO W/PULL HANDLE
- W VERTICAL DUO W/SAF-T-LOK
- S21 SOLID W/PULL HANDLE
- L22 SOLID W/LOCK
- B SOLID W/SAF-T-LOK



STEP 3 SELECT DOOR GLAZING ("x" check one box below)

- 10 CLEAR ACRYLIC
- 13 CLEAR WIRE GLASS
- 15 BRONZE ACRYLIC
- 16 GRAY ACRYLIC
- 17 CLEAR TEMPERED GLASS
- 18 CLEAR SAFETY GLASS

STEP 4 SELECT OPTIONS (if applicable "x" check any box below)

- COLOR EPOXY TUB - RED
- COLOR EPOXY TUB - BLK
- ALUMINUM TUB - MILL FINISH
- ANODIZED DOOR AND TRIM - BRONZE
- FUTURA "FIRE" HANDLE
- FLUSH PULL HANDLE
- FE LETTERS - BLK VERTICAL
- FE LETTERS - RED VERTICAL
- FE LETTERS - WHITE VERTICAL
- FE LETTERS - BLK HORIZONTAL
- FE LETTERS - RED HORIZONTAL
- FE LETTERS - WHITE HORIZONTAL
- COMMANDER ALARM
- DECALS - BLK VERTICAL
- DECALS - RED VERTICAL
- DECALS - WHITE VERTICAL
- DECALS - BLK HORIZONTAL
- DECALS - RED HORIZONTAL
- DECALS - WHITE HORIZONTAL
- BRIGADIER ALARM

JL INDUSTRIES FAX: 952-835-2218 – 4450 W. 78th St. Circle, Bloomington, MN 55435 PHONE: 952-835-6850
JL WEST COAST FAX: 323-726-9068 – 6285 Randolph Street, Commerce, CA 90040 PHONE: 323-726-9070
JL SOUTH EAST FAX: 239-693-7501 – 5758 Corporation Circle, FT. Myers, FL 33905 PHONE: 239-693-7500

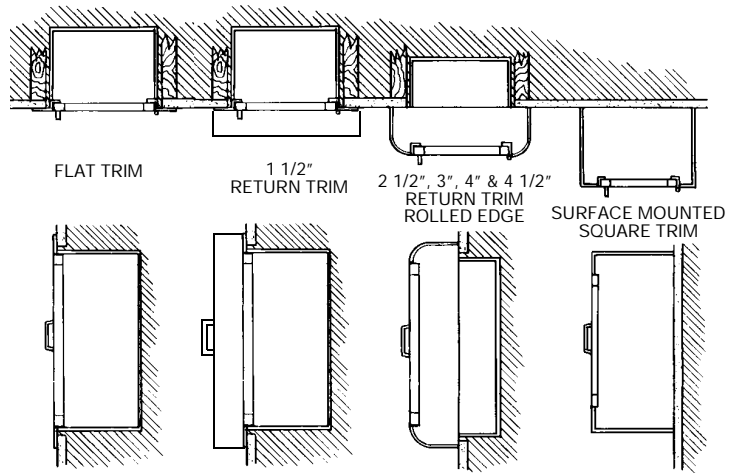
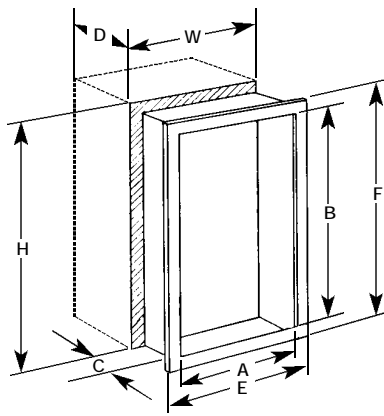
Visit our website for additional specification information.

www.jlindustries.com

CABINET SPECIFICATIONS

- Trim and door material - aluminum #180 clear anodized finish • Tub - steel with electrostatic white epoxy primer finish • 1 3/4" wide face trim on frame and door • Door formed with 5/8" nominal thickness
- Standard door hardware - continuous hinge, zinc plated pull handle/roller catch
- SAF-T-LOK doors - cylinder lock with flexible cam

EXPLODED TOP AND SIDE VIEWS
REFER TO DIMENSIONS TABLE BELOW



DIMENSIONS IN INCHES

MODEL #	TRIM STYLE	TUB I.D.			FRAME O.D.		WALL OPENING NON-RATED			ACCOMMODATES THESE J.L. EXTINGUISHERS
		A	B	C	E	F	W	H	D	
___1825*	FLAT TRIM	10 1/2"	24"	5 1/2"	13 7/8"	27 3/8"	11 1/2"	25"	5 1/2"	Cosmic 2
___1826*	1 1/2"	10 1/2"	24"	5 1/2"	13 7/8"	27 3/8"	11 1/2"	25"	4"	1/2E, 5E, 5X
___1827*	3"	10 1/2"	24"	5 1/2"	13 7/8"	27 3/8"	11 1/2"	25"	3 1/4"	Galaxy 2 1/2,
___1822*	4"	10 1/2"	24"	5 1/2"	13 7/8"	27 3/8"	11 1/2"	25"	2 1/4"	5, 5 1/2
___1828	4 1/2"	10 1/2"	24"	5 1/2"	13 7/8"	27 3/8"	11 1/2"	25"	1 3/4"	Mercury 2 1/2, 5
___1024*	TRIMLESS	10 1/2"	24"	6"	10 3/4"	24 1/4"	11"	24 1/2"	6 1/4"	Cosmic 2
___1025*	FLAT TRIM	10 1/2"	24"	6"	13 7/8"	27 3/8"	11 1/2"	25"	6"	1/2E, 5E, 5X ,
___1026*	1 1/2"	10 1/2"	24"	6"	13 7/8"	27 3/8"	11 1/2"	25"	4 1/2"	6E, 10E
___1027*	3"	10 1/2"	24"	6"	13 7/8"	27 3/8"	11 1/2"	25"	3 3/4"	Galaxy 2 1/2,
___1022*	4"	10 1/2"	24"	6"	13 7/8"	27 3/8"	11 1/2"	25"	2 3/4"	5, 5 1/2, 6, 10
___1028	4 1/2"	10 1/2"	24"	6"	13 7/8"	27 3/8"	11 1/2"	25"	2 1/4"	Sentinel 5
___1023	SURF. MTD.	13 11/16"	27 3/16"	6 5/8"	13 7/8"	27 3/8"	-	-	-	Mercury 2 1/2, 5
___2024*	TRIMLESS	12"	27"	7 3/4"	12 1/4"	27 1/4"	12 1/2"	27 1/2"	7 7/8"	Any Cosmic,
___2025*	FLAT TRIM	12"	27"	7 3/4"	15 3/8"	30 3/8"	13"	28"	7 7/8"	Any Galaxy
___2026*	1 1/4"	12"	27"	7 3/4"	15 3/8"	30 3/8"	13"	28"	6 3/4"	Grenadier P,
___2027*	2 1/2"	12"	27"	7 3/4"	15 3/8"	30 3/8"	13"	28"	6"	Sentinel 5, 10
___2022*	4"	12"	27"	7 3/4"	15 3/8"	30 3/8"	13"	28"	4 1/2"	Mercury 2 1/2, 5
___2028	4 1/2"	12"	27"	7 3/4"	15 3/8"	30 3/8"	13"	28"	4"	Saturn 15, 25
___2023	SURF. MTD.	15 3/16"	30 3/16"	8 1/4"	15 3/8"	30 3/8"	-	-	-	
___3025*	FLAT TRIM	16"	32"	7 3/4"	19 3/8"	35 3/8"	17"	33"	7 7/8"	Any Cosmic,
___3026*	1 1/4"	16"	32"	7 3/4"	19 3/8"	35 3/8"	17"	33"	6 3/4"	Any Galaxy
___3027*	2 1/2"	16"	32"	7 3/4"	19 3/8"	35 3/8"	17"	33"	6"	Grenadier P,
___3022*	4"	16"	32"	7 3/4"	19 3/8"	35 3/8"	17"	33"	4 1/2"	Sentinel 5,10,15
___3028	4 1/2"	16"	32"	7 3/4"	19 3/8"	35 3/8"	17"	33"	4"	Mercury 2 1/2, 5
___3023	SURF. MTD.	19 3/16"	35 3/16"	8 1/4"	19 3/8"	35 3/8"	-	-	-	Saturn 15, 25
___4025*	FLAT TRIM	20"	27"	7 3/4"	23 3/8"	30 3/8"	21"	28"	7 7/8"	Two each of:
___4026*	1 1/4"	20"	27"	7 3/4"	23 3/8"	30 3/8"	21"	28"	6 3/4"	Any Cosmic
___4027*	2 1/2"	20"	27"	7 3/4"	23 3/8"	30 3/8"	21"	28"	6"	Any Galaxy
___4022*	4"	20"	27"	7 3/4"	23 3/8"	30 3/8"	21"	28"	4 1/2"	Grenadier P,
___4028	4 1/2"	20"	27"	7 3/4"	23 3/8"	30 3/8"	21"	28"	4"	Sentinel 5, 10
___4023	SURF. MTD.	23 3/16"	30 3/16"	8 1/4"	23 3/8"	30 3/8"	-	-	-	Mercury 2 1/2, 5

*MEETS A.D.A. PROJECTION CRITERIA

Look to JL Industries for Additional Products Including: • Access Panels • Roof Hatches • Floor Doors • Floor Mats and Gratings • Security Products • Life Safety - Automated External Defibrillators, Emergency Oxygen and Cabinets