



JL INDUSTRIES
INCORPORATED

COSMOPOLITAN - STAINLESS STEEL FIRE FX DETAIL AND SUBMITTAL SHEET

MODEL NUMBER: _____ QUANTITY: _____

DISTRIBUTOR: _____

PROJECT: _____

ARCHITECT: _____

CONTRACTOR: _____

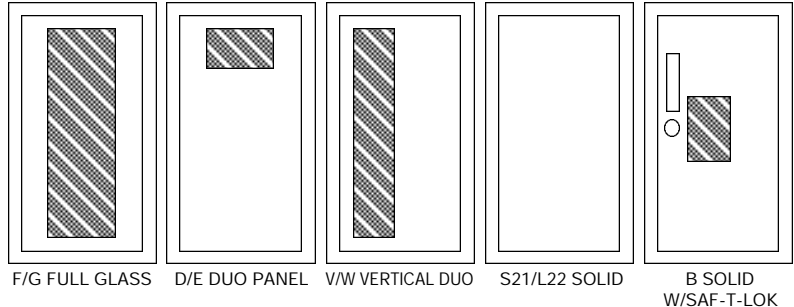
APPROVED BY: _____ DATE: _____

STEP 1 SELECT MODEL NUMBER AND QUANTITY (refer to chart on back for model number)

- A. Fire-FX Option for fire rated walls.
- B. Determine Trim Style according to wall depth.
- C. Determine Tub I.D. according to size most suited for extinguisher and wall opening.

STEP 2 SELECT DOOR STYLE (check "x" one box below)

- F FULL GLASS W/PULL HANDLE
- G FULL GLASS W/SAF-T-LOK
- D DUO PANEL W/PULL HANDLE
- E DUO PANEL W/SAF-T-LOK
- V VERTICAL DUO W/PULL HANDLE
- W VERTICAL DUO W/SAF-T-LOK
- S21 SOLID W/PULL HANDLE
- L22 SOLID W/LOCK
- B SOLID W/SAF-T-LOK



STEP 3 SELECT DOOR GLAZING (check "x" one box below)

- | | |
|--|--|
| <input type="checkbox"/> 10 CLEAR ACRYLIC | <input type="checkbox"/> 16 GRAY ACRYLIC |
| <input type="checkbox"/> 13 CLEAR WIRE GLASS | <input type="checkbox"/> 17 CLEAR TEMPERED GLASS |
| <input type="checkbox"/> 15 BRONZE ACRYLIC | <input type="checkbox"/> 18 CLEAR SAFETY GLASS |

STEP 4 SELECT OPTIONS (if applicable check "x" any box below)

- | | | |
|--|--|--|
| <input type="checkbox"/> COLOR EPOXY TUB - RED | <input type="checkbox"/> FE LETTERS - BLK VERTICAL | <input type="checkbox"/> DECALS - BLK VERTICAL |
| <input type="checkbox"/> COLOR EPOXY TUB - BLK | <input type="checkbox"/> FE LETTERS - RED VERTICAL | <input type="checkbox"/> DECALS - RED VERTICAL |
| <input type="checkbox"/> STAINLESS TUB, #4 SATIN FINISH | <input type="checkbox"/> FE LETTERS - WHITE VERTICAL | <input type="checkbox"/> DECALS - WHITE VERTICAL |
| <input type="checkbox"/> STAINLESS D&T, #6 SATIN FINISH | <input type="checkbox"/> FE LETTERS - BLK HORIZONTAL | <input type="checkbox"/> DECALS - BLK HORIZONTAL |
| <input type="checkbox"/> STAINLESS D&T, #7 POLISHED FINISH | <input type="checkbox"/> FE LETTERS - RED HORIZONTAL | <input type="checkbox"/> DECALS - RED HORIZONTAL |
| <input type="checkbox"/> STAINLESS D&T, #8 MIRROR FINISH | <input type="checkbox"/> FE LETTERS - WHITE HORIZONTAL | <input type="checkbox"/> DECALS - WHITE HORIZONTAL |
| <input type="checkbox"/> FUTURA "FIRE" HANDLE | <input type="checkbox"/> COMMANDER ALARM | <input type="checkbox"/> BRIGADIER ALARM |
| <input type="checkbox"/> FLUSH PULL HANDLE | | |

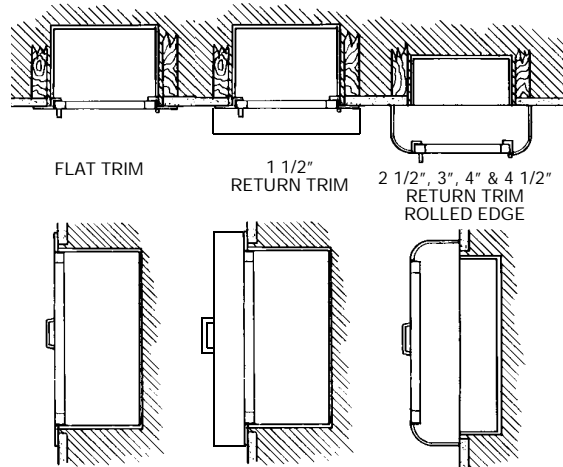
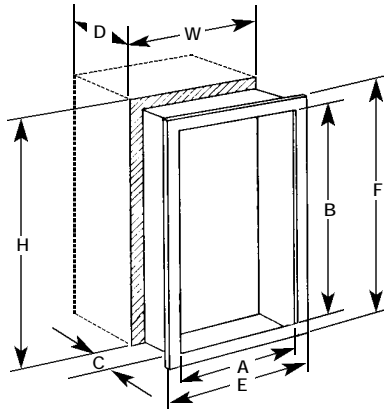
JL INDUSTRIES FAX: 952-835-2218 – 4450 W. 78th St. Circle, Bloomington, MN 55435 PHONE: 952-835-6850
JL WEST COAST FAX: 323-726-9068 – 6285 Randolph Street, Commerce, CA 90040 PHONE: 323-726-9070
JL SOUTH EAST FAX: 239-693-7501 – 5758 Corporation Circle, FT. Myers, FL 33905 PHONE: 239-693-7500

Visit our website for additional specification information.
www.jlindustries.com

CABINET SPECIFICATIONS

- Fire-FX option for fire rated walls
- Trim and door material - #4 satin stainless steel finish
- Tub - steel with electrostatic white epoxy primer finish
- 1 3/4" wide face trim on frame and door
- Door formed with 5/8" nominal thickness
- Standard door hardware - continuous hinge, zinc plated pull handle/roller catch
- SAF-T-LOK doors - cylinder lock with flexible cam

EXPLODED TOP AND SIDE VIEWS
REFER TO DIMENSIONS TABLE BELOW



DIMENSIONS IN INCHES

MODEL #	TRIM STYLE	TUB I.D.			FRAME O.D.		WALL OPENING FX OPTION			ACCOMMODATES THESE J.L. EXTINGUISHERS
		A	B	C	E	F	W	H	D	
___1835*	FLAT TRIM	10 1/2"	24"	5 1/2"	13 7/8"	27 3/8"	12 1/2"	26 1/8"	6 3/8"	Cosmic 2 1/2E, 5E, 5X Galaxy 2 1/2, 5, 5 1/2 Mercury 2 1/2, 5
___1836*	1 1/2"	10 1/2"	24"	5 1/2"	13 7/8"	27 3/8"	12 1/2"	26 1/8"	4 7/8"	
___1837*	3"	10 1/2"	24"	5 1/2"	13 7/8"	27 3/8"	12 1/2"	26 1/8"	3 1/2"	
___1832*	4"	10 1/2"	24"	5 1/2"	13 7/8"	27 3/8"	12 1/2"	26 1/8"	2 1/2"	
___1838	4 1/2"	10 1/2"	24"	5 1/2"	13 7/8"	27 3/8"	12 1/2"	26 1/8"	2"	
___1035*	FLAT TRIM	10 1/2"	24"	6"	13 7/8"	27 3/8"	12 1/2"	26 1/8"	6 7/8"	Cosmic 2 1/2E, 5E, 5X, 6E, 10E Galaxy 2 1/2, 5, 5 1/2, 6, 10 Sentinel 5 Mercury 2 1/2, 5
___1036*	1 1/2"	10 1/2"	24"	6"	13 7/8"	27 3/8"	12 1/2"	26 1/8"	5 3/8"	
___1037*	3"	10 1/2"	24"	6"	13 7/8"	27 3/8"	12 1/2"	26 1/8"	4"	
___1032*	4"	10 1/2"	24"	6"	13 7/8"	27 3/8"	12 1/2"	26 1/8"	3"	
___1038	4 1/2"	10 1/2"	24"	6"	13 7/8"	27 3/8"	12 1/2"	26 1/8"	2 1/2"	
___2035*	FLAT TRIM	12"	27"	7 3/4"	15 3/8"	30 3/8"	14"	29 1/8"	8 1/2"	Any Cosmic, Any Galaxy Grenadier P, Sentinel 5, 10 Mercury 2 1/2, 5 Saturn 15, 25
___2036*	1 1/4"	12"	27"	7 3/4"	15 3/8"	30 3/8"	14"	29 1/8"	7 3/8"	
___2037*	2 1/2"	12"	27"	7 3/4"	15 3/8"	30 3/8"	14"	29 1/8"	6 3/8"	
___2032*	4"	12"	27"	7 3/4"	15 3/8"	30 3/8"	14"	29 1/8"	4 5/8"	
___2038	4 1/2"	12"	27"	7 3/4"	15 3/8"	30 3/8"	14"	29 1/8"	4 1/8"	
___3035*	FLAT TRIM	16"	32"	7 3/4"	19 3/8"	35 3/8"	18"	34 1/8"	8 1/2"	Any Cosmic, Any Galaxy Grenadier P, Sentinel 5, 10, 15 Mercury 2 1/2, 5 Saturn 15, 25
___3036*	1 1/4"	16"	32"	7 3/4"	19 3/8"	35 3/8"	18"	34 1/8"	7 3/8"	
___3037*	2 1/2"	16"	32"	7 3/4"	19 3/8"	35 3/8"	18"	34 1/8"	6 3/8"	
___3032*	4"	16"	32"	7 3/4"	19 3/8"	35 3/8"	18"	34 1/8"	4 5/8"	
___3038	4 1/2"	16"	32"	7 3/4"	19 3/8"	35 3/8"	18"	34 1/8"	4 1/8"	
___4035*	FLAT TRIM	20"	27"	7 3/4"	23 3/8"	30 3/8"	22"	29 1/8"	8 1/2"	Two each of: Any Cosmic Any Galaxy Grenadier P, Sentinel 5, 10 Mercury 2 1/2, 5 Saturn 15, 25
___4036*	1 1/4"	20"	27"	7 3/4"	23 3/8"	30 3/8"	22"	29 1/8"	7 3/8"	
___4037*	2 1/2"	20"	27"	7 3/4"	23 3/8"	30 3/8"	22"	29 1/8"	6 3/8"	
___4032*	4"	20"	27"	7 3/4"	23 3/8"	30 3/8"	22"	29 1/8"	4 5/8"	
___4038	4 1/2"	20"	27"	7 3/4"	23 3/8"	30 3/8"	22"	29 1/8"	4 1/8"	

*MEETS A.D.A. PROJECTION CRITERIA

Look to JL Industries for Additional Products Including: • Access Panels • Roof Hatches • Floor Doors • Floor Mats and Gratings • Security Products • Life Safety - Automated External Defibrillators, Emergency Oxygen and Cabinets